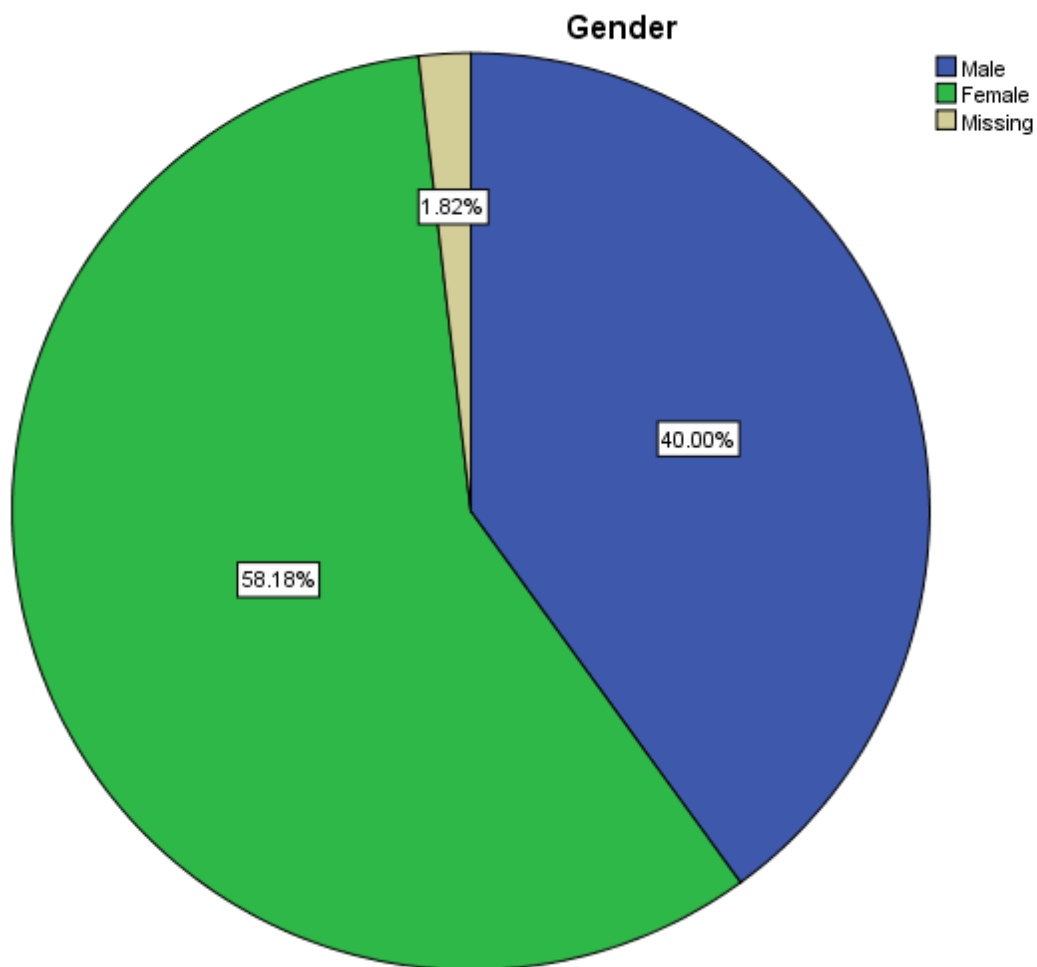


# Path to Medicine Seminar

## Results from Feedback Questionnaire

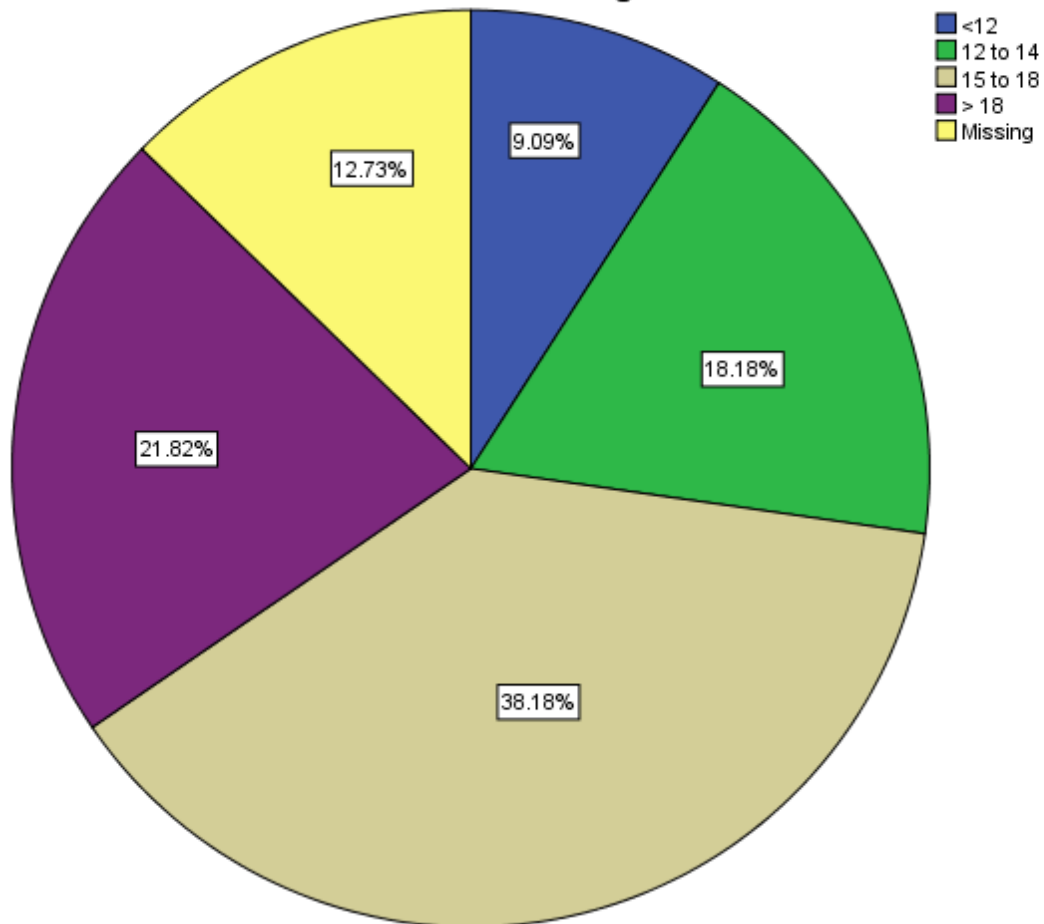
		Frequency	Percent	Valid Percent	Cumulative Percent
Valid	Male	22	40.0	40.7	40.7
	Female	32	58.2	59.3	100.0
	Total	54	98.2	100.0	
Missing	System	1	1.8		
Total		55	100.0		



**Age**

		Frequency	Percent	Valid Percent	Cumulative Percent
Valid	<12	5	9.1	10.4	10.4
	12 to 14	10	18.2	20.8	31.3
	15 to 18	21	38.2	43.8	75.0
	> 18	12	21.8	25.0	100.0
	Total	48	87.3	100.0	
Missing	System	7	12.7		
Total		55	100.0		

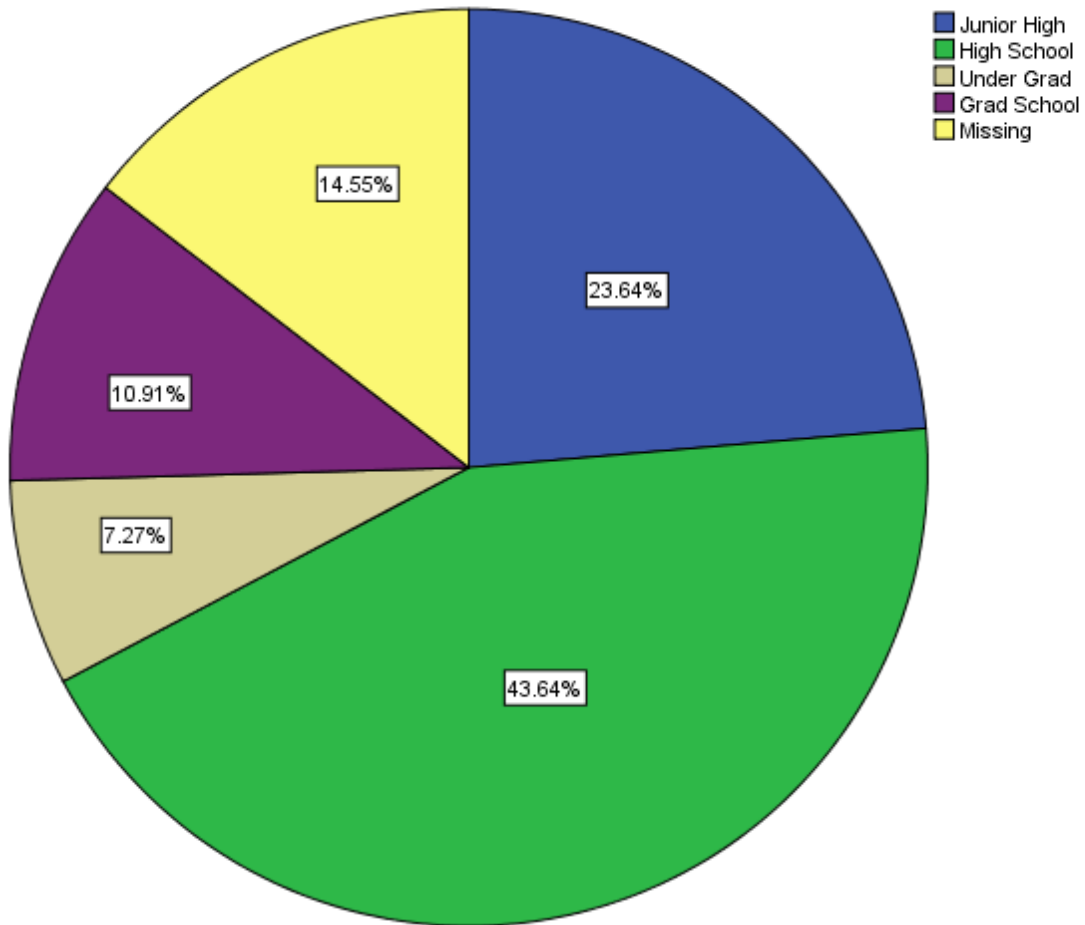
**Age**



### Education

		Frequency	Percent	Valid Percent	Cumulative Percent
Valid	Junior High	13	23.6	27.7	27.7
	High School	24	43.6	51.1	78.7
	Under Grad	4	7.3	8.5	87.2
	Grad School	6	10.9	12.8	100.0
	Total	47	85.5	100.0	
Missing	System	8	14.5		
Total		55	100.0		

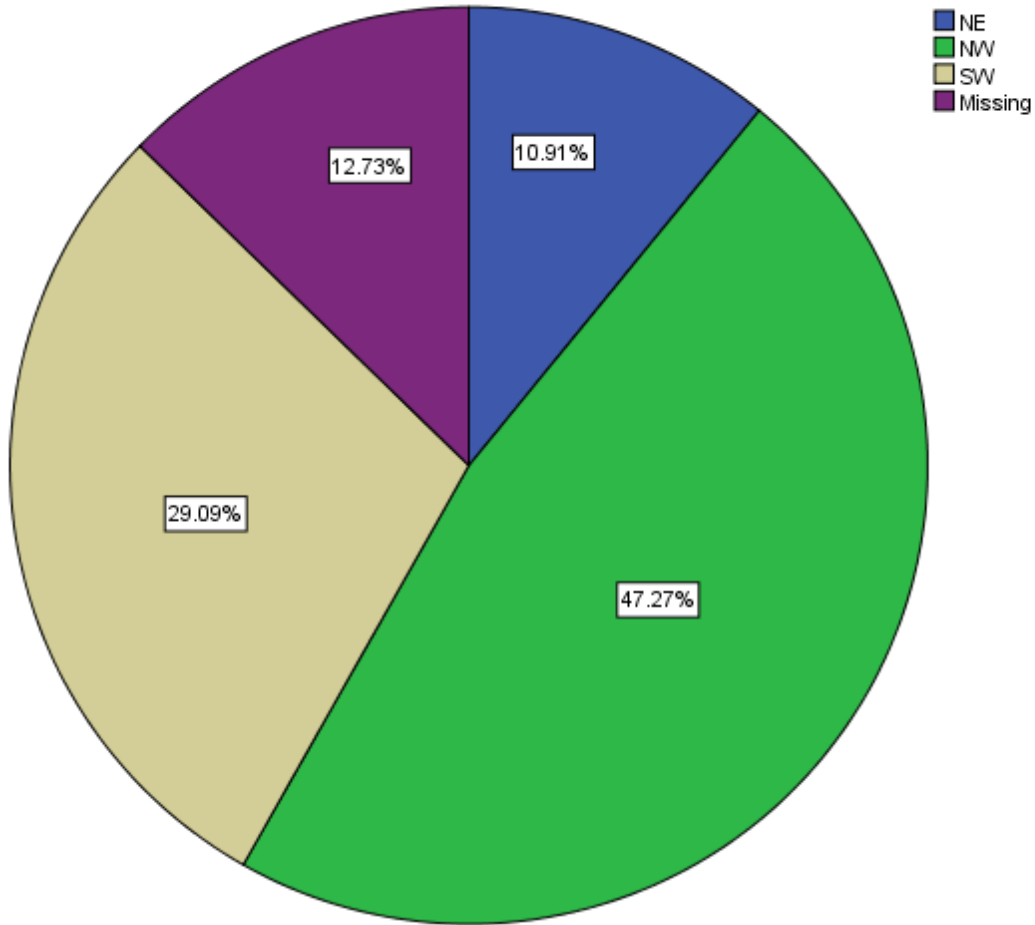
### Education



**Residence**

		Frequency	Percent	Valid Percent	Cumulative Percent
Valid	NE	6	10.9	12.5	12.5
	NW	26	47.3	54.2	66.7
	SW	16	29.1	33.3	100.0
	Total	48	87.3	100.0	
Missing	System	7	12.7		
Total		55	100.0		

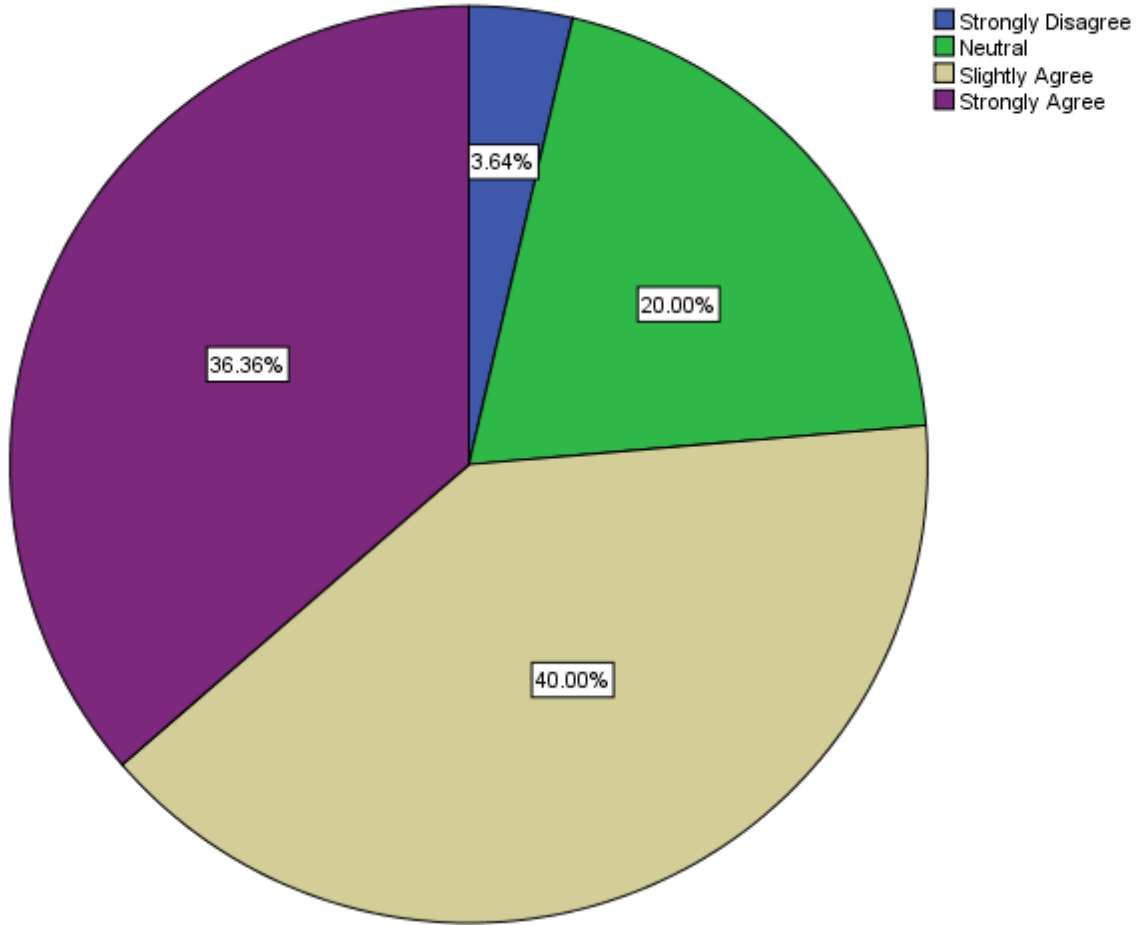
**Residence**



**Location was accessible**

		Frequency	Percent	Valid Percent	Cumulative Percent
Valid	Strongly Disagree	2	3.6	3.6	3.6
	Neutral	11	20.0	20.0	23.6
	Slightly Agree	22	40.0	40.0	63.6
	Strongly Agree	20	36.4	36.4	100.0
	Total	55	100.0	100.0	

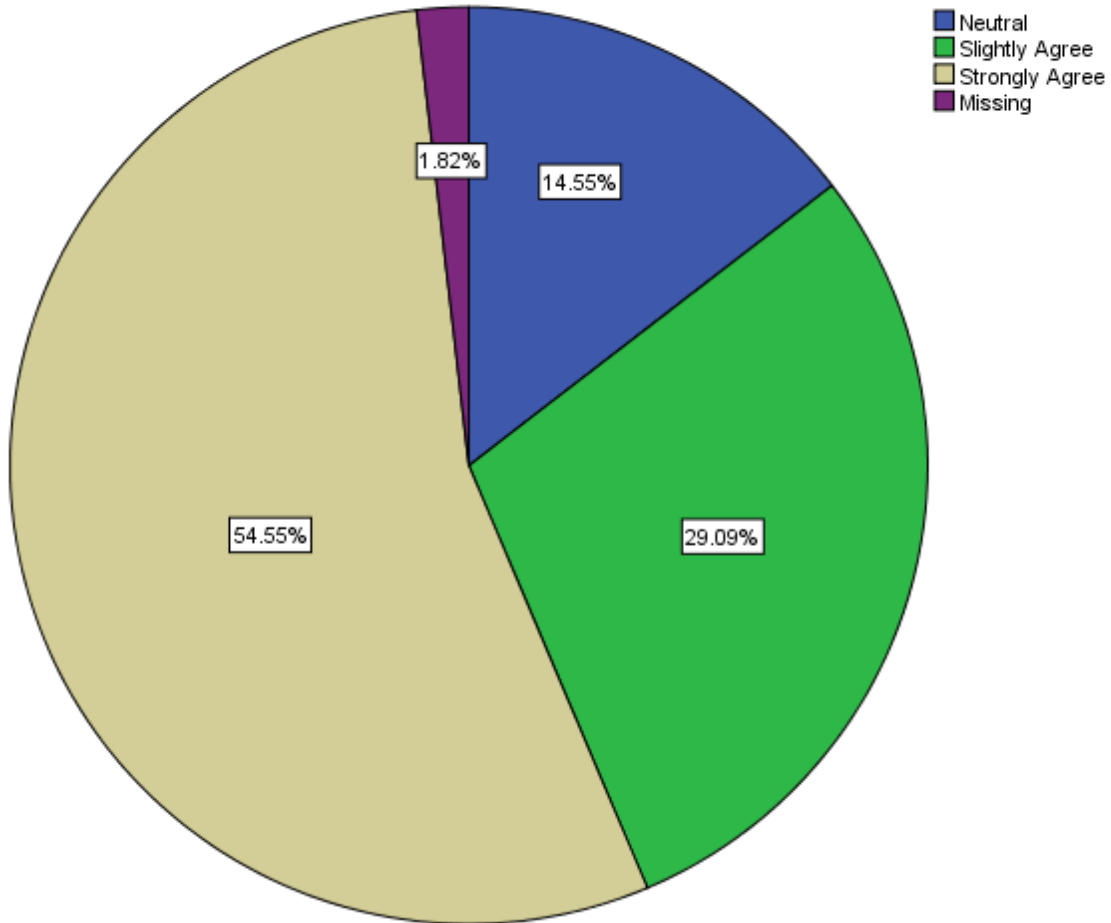
**Location was accessible**



**Refreshment was adequate**

		Frequency	Percent	Valid Percent	Cumulative Percent
Valid	Neutral	8	14.5	14.8	14.8
	Slightly Agree	16	29.1	29.6	44.4
	Strongly Agree	30	54.5	55.6	100.0
	Total	54	98.2	100.0	
Missing	System	1	1.8		
Total		55	100.0		

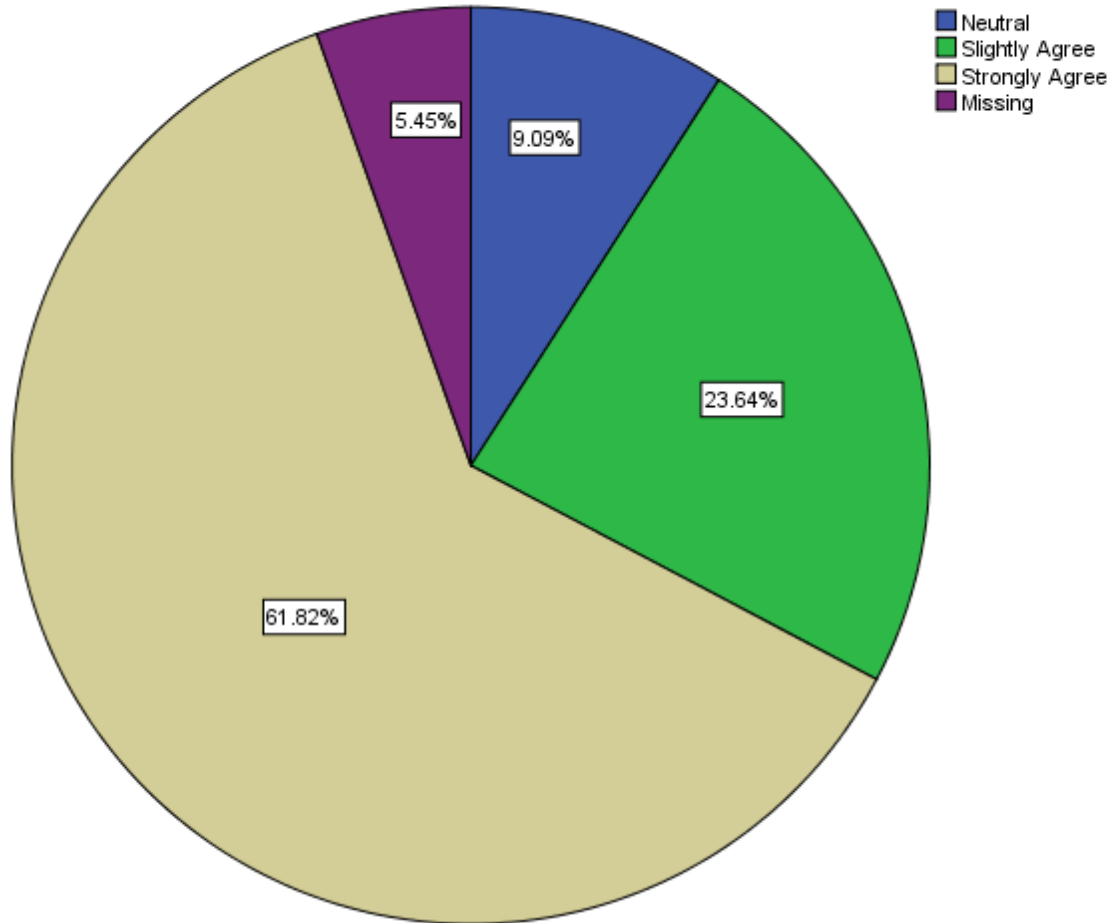
**Refreshment was adequate**



**Session was conducted professionally**

		Frequency	Percent	Valid Percent	Cumulative Percent
Valid	Neutral	5	9.1	9.6	9.6
	Slightly Agree	13	23.6	25.0	34.6
	Strongly Agree	34	61.8	65.4	100.0
	Total	52	94.5	100.0	
Missing	System	3	5.5		
Total		55	100.0		

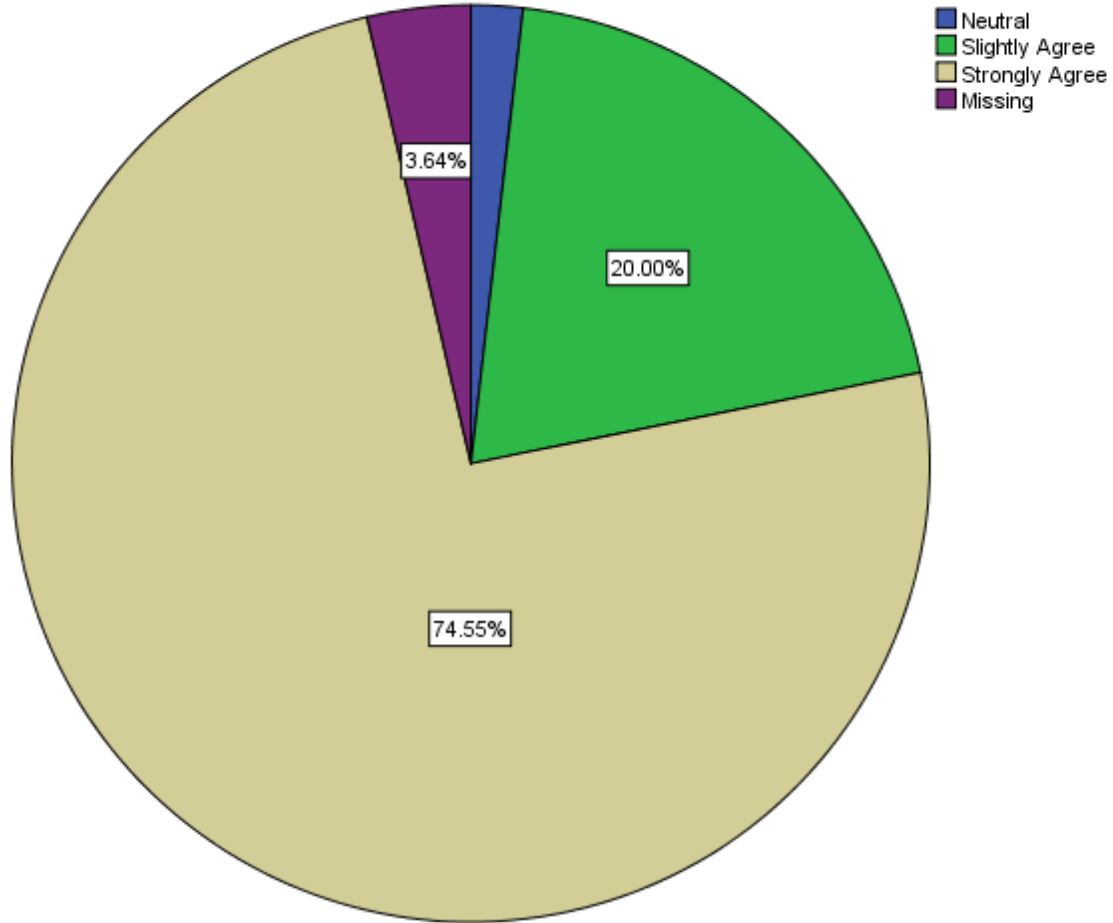
**Session was conducted professionally**



**Presenters were professional - Think for Action Representative**

		Frequency	Percent	Valid Percent	Cumulative Percent
Valid	Neutral	1	1.8	1.9	1.9
	Slightly Agree	11	20.0	20.8	22.6
	Strongly Agree	41	74.5	77.4	100.0
	Total	53	96.4	100.0	
Missing	System	2	3.6		
Total		55	100.0		

**Presenters were professional - Think for Action Representative**

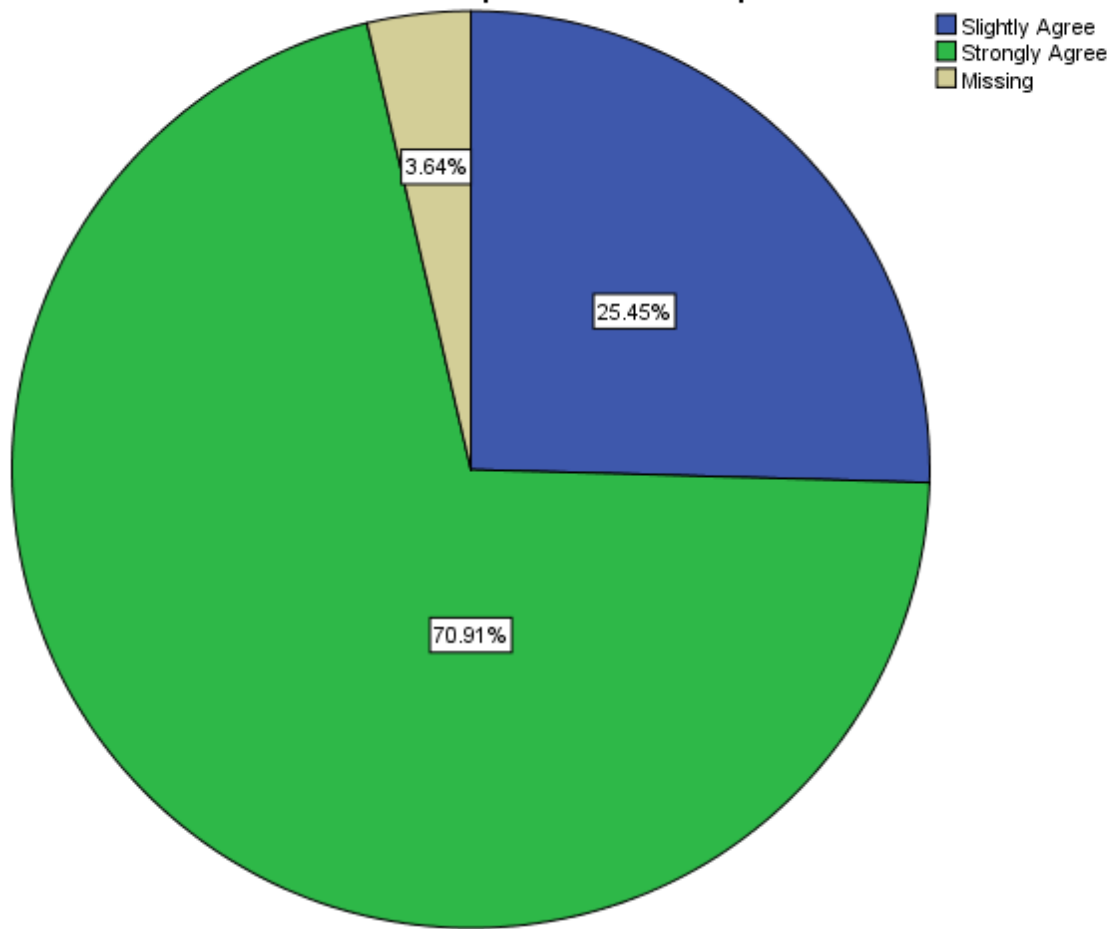




**Presenters were professional - Expert - Med Student**

		Frequency	Percent	Valid Percent	Cumulative Percent
Valid	Slightly Agree	14	25.5	26.4	26.4
	Strongly Agree	39	70.9	73.6	100.0
	Total	53	96.4	100.0	
Missing	System	2	3.6		
Total		55	100.0		

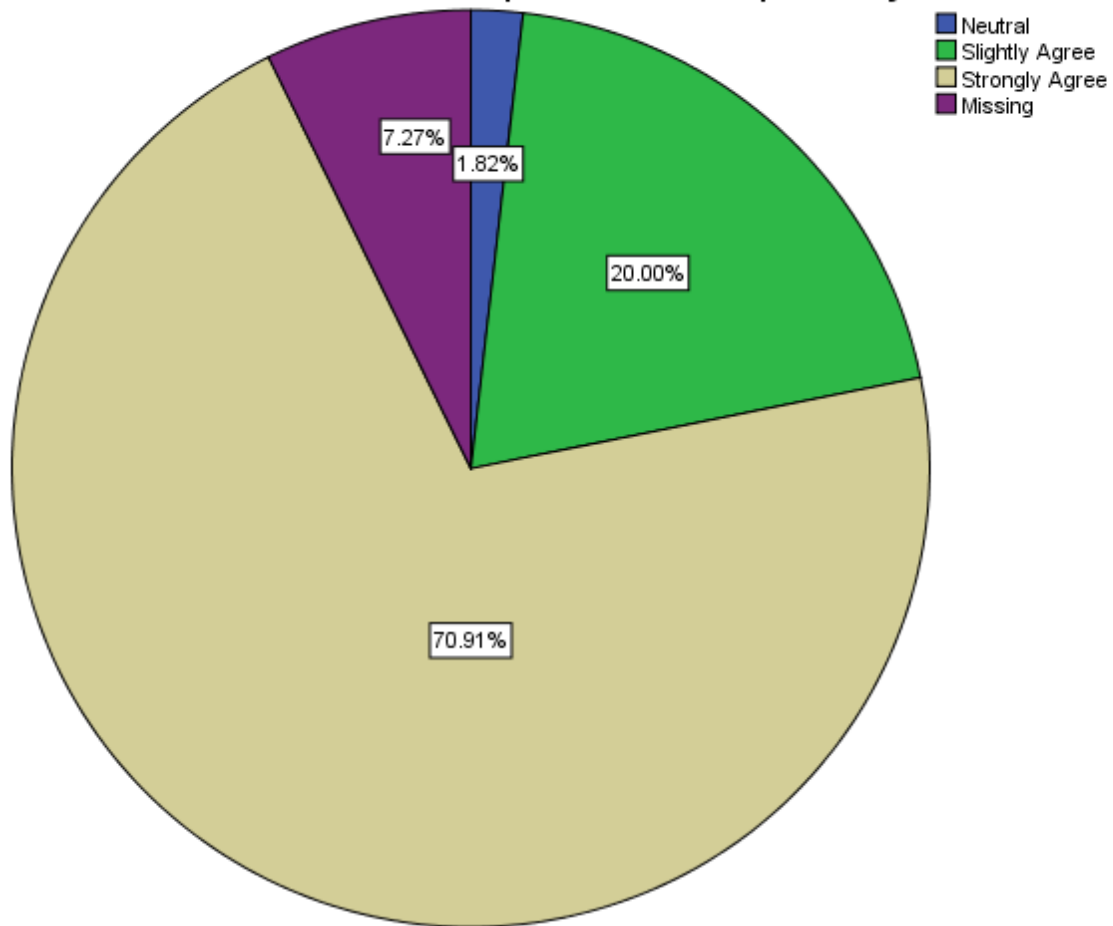
**Presenters were professional - Expert - Med Student**



**Presenters were professional - Expert - Physician**

		Frequency	Percent	Valid Percent	Cumulative Percent
Valid	Neutral	1	1.8	2.0	2.0
	Slightly Agree	11	20.0	21.6	23.5
	Strongly Agree	39	70.9	76.5	100.0
	Total	51	92.7	100.0	
Missing	System	4	7.3		
Total		55	100.0		

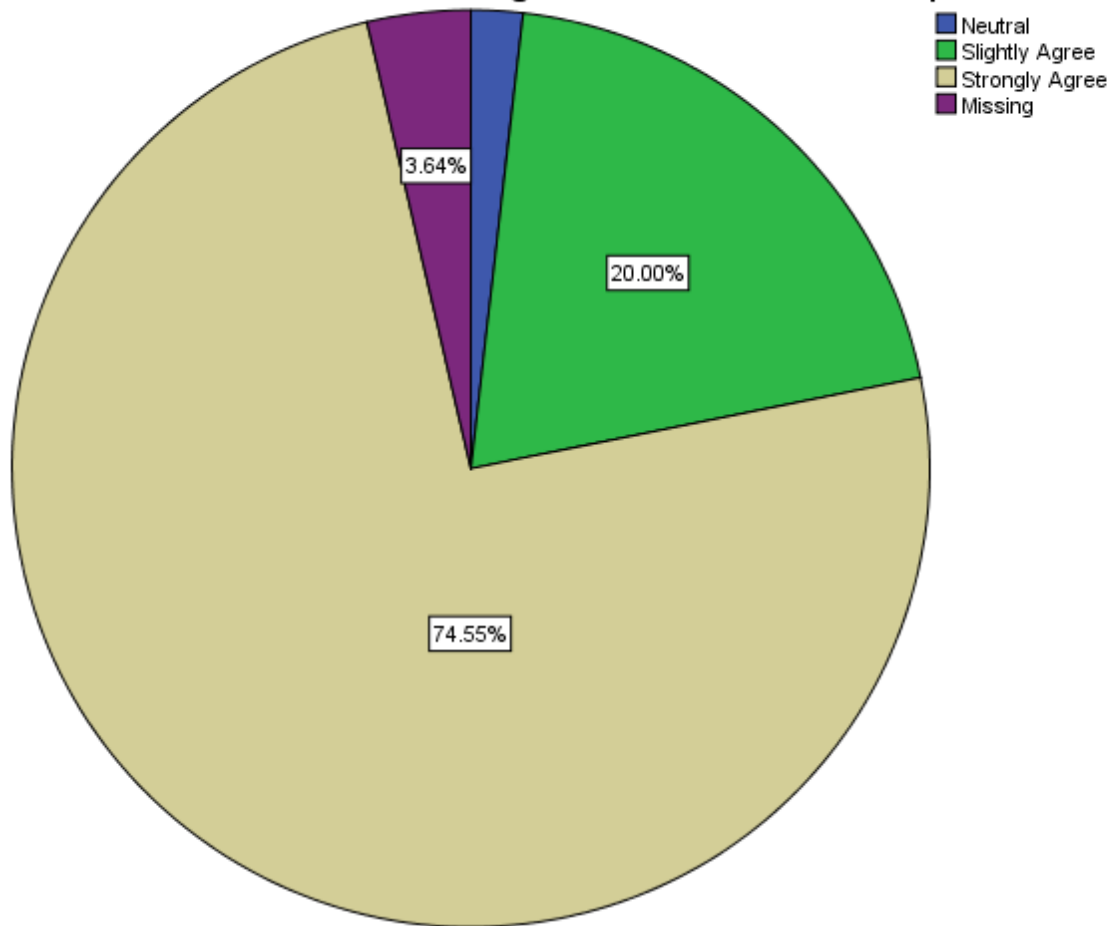
**Presenters were professional - Expert - Physician**



**Presenters were knowledgeable - Think for Action Representative**

		Frequency	Percent	Valid Percent	Cumulative Percent
Valid	Neutral	1	1.8	1.9	1.9
	Slightly Agree	11	20.0	20.8	22.6
	Strongly Agree	41	74.5	77.4	100.0
	Total	53	96.4	100.0	
Missing	System	2	3.6		
Total		55	100.0		

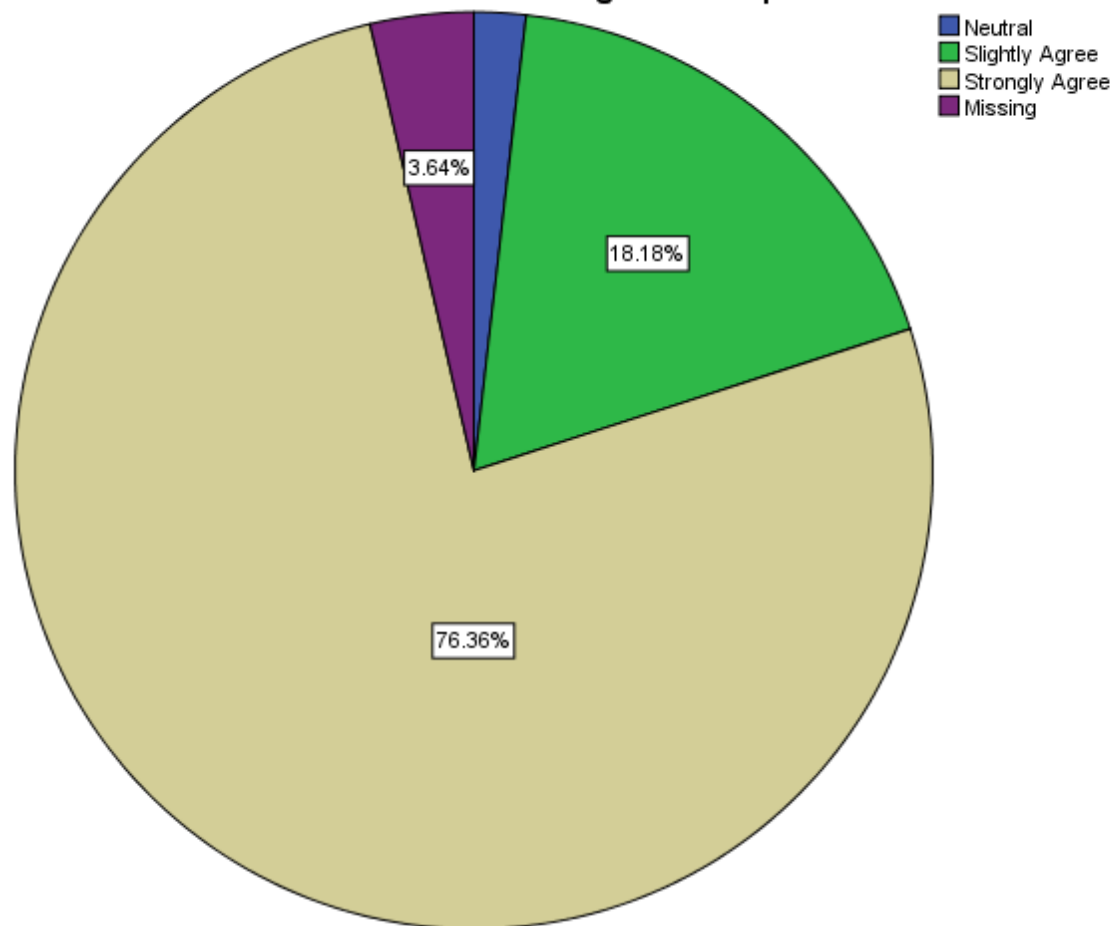
**Presenters were knowledgeable - Think for Action Representative**



**Presenters were knowledgeable - Expert - Med Student**

		Frequency	Percent	Valid Percent	Cumulative Percent
Valid	Neutral	1	1.8	1.9	1.9
	Slightly Agree	10	18.2	18.9	20.8
	Strongly Agree	42	76.4	79.2	100.0
	Total	53	96.4	100.0	
Missing	System	2	3.6		
Total		55	100.0		

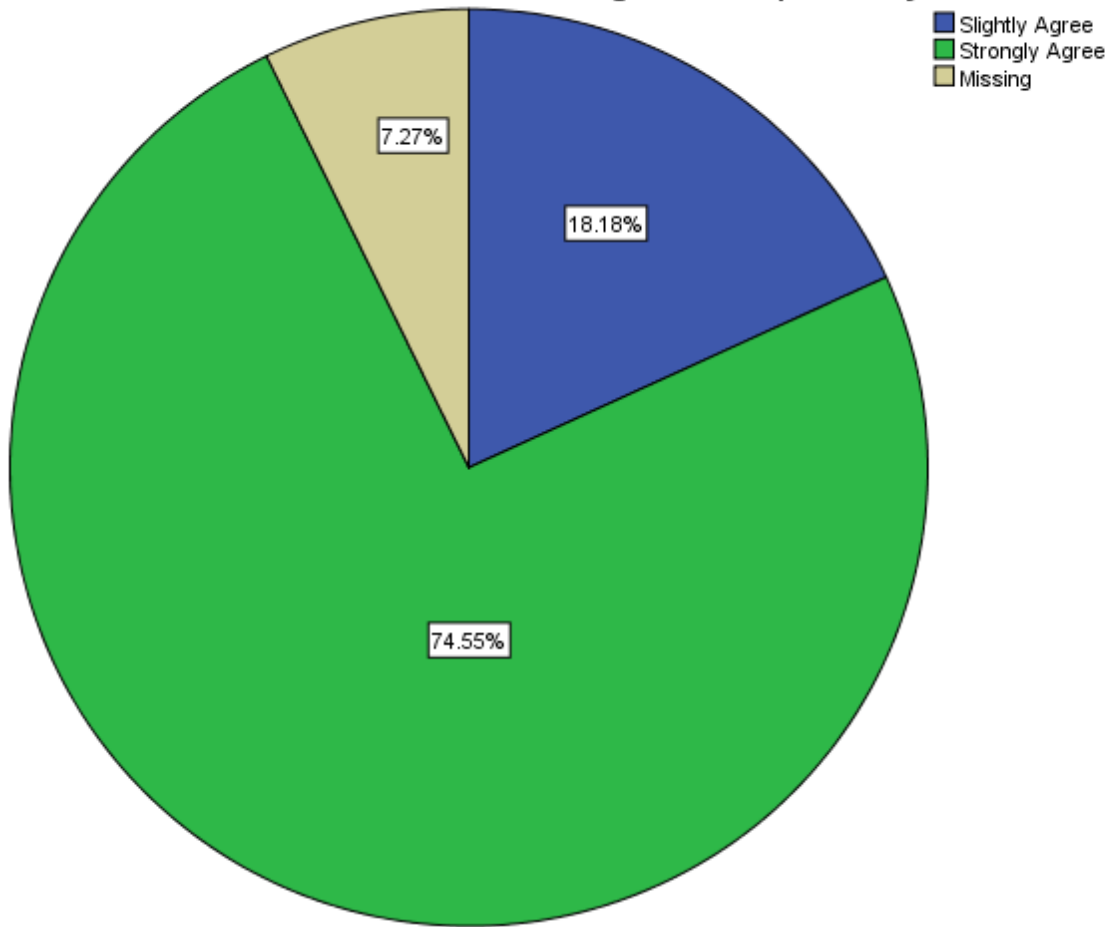
**Presenters were knowledgeable - Expert - Med Student**



**Presenters were knowledgeable - Expert - Physician**

		Frequency	Percent	Valid Percent	Cumulative Percent
Valid	Slightly Agree	10	18.2	19.6	19.6
	Strongly Agree	41	74.5	80.4	100.0
	Total	51	92.7	100.0	
Missing	System	4	7.3		
Total		55	100.0		

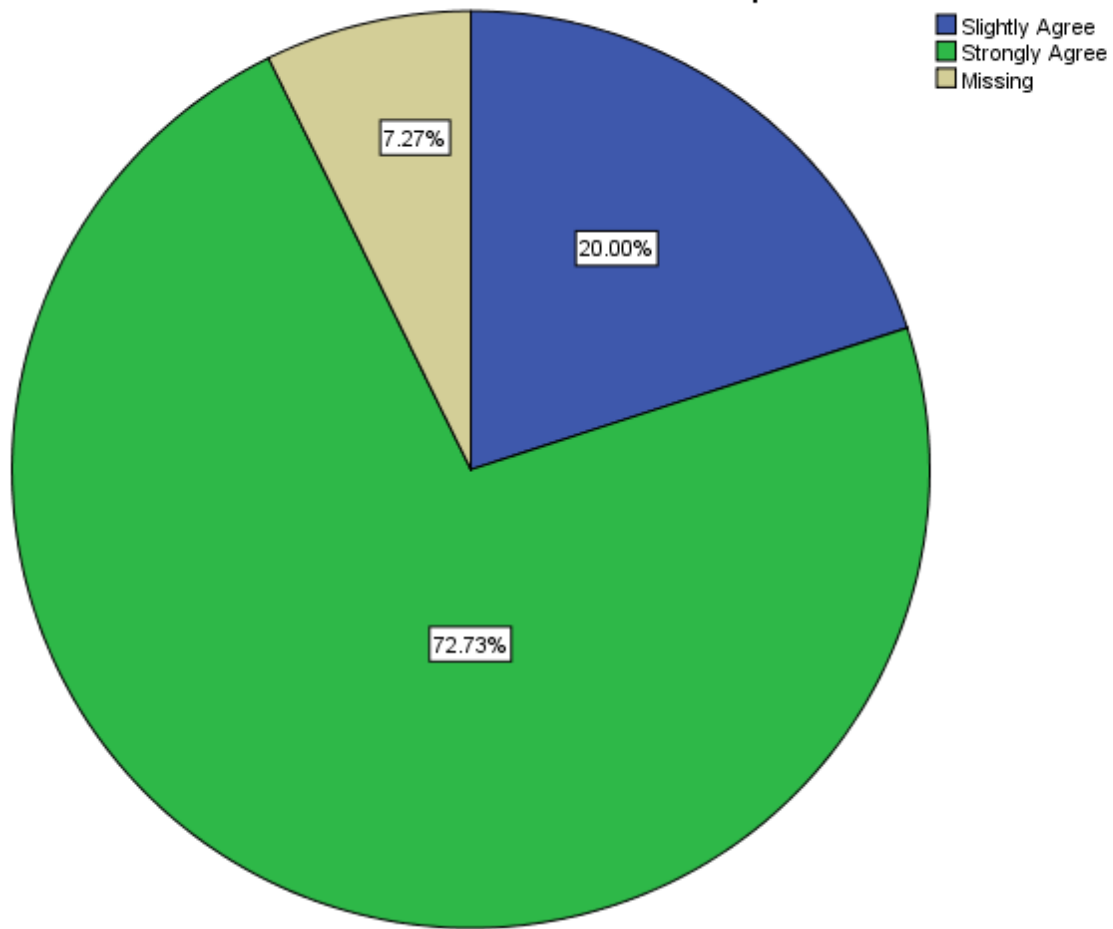
**Presenters were knowledgeable - Expert - Physician**



**Presentation was helpful**

		Frequency	Percent	Valid Percent	Cumulative Percent
Valid	Slightly Agree	11	20.0	21.6	21.6
	Strongly Agree	40	72.7	78.4	100.0
	Total	51	92.7	100.0	
Missing	System	4	7.3		
Total		55	100.0		

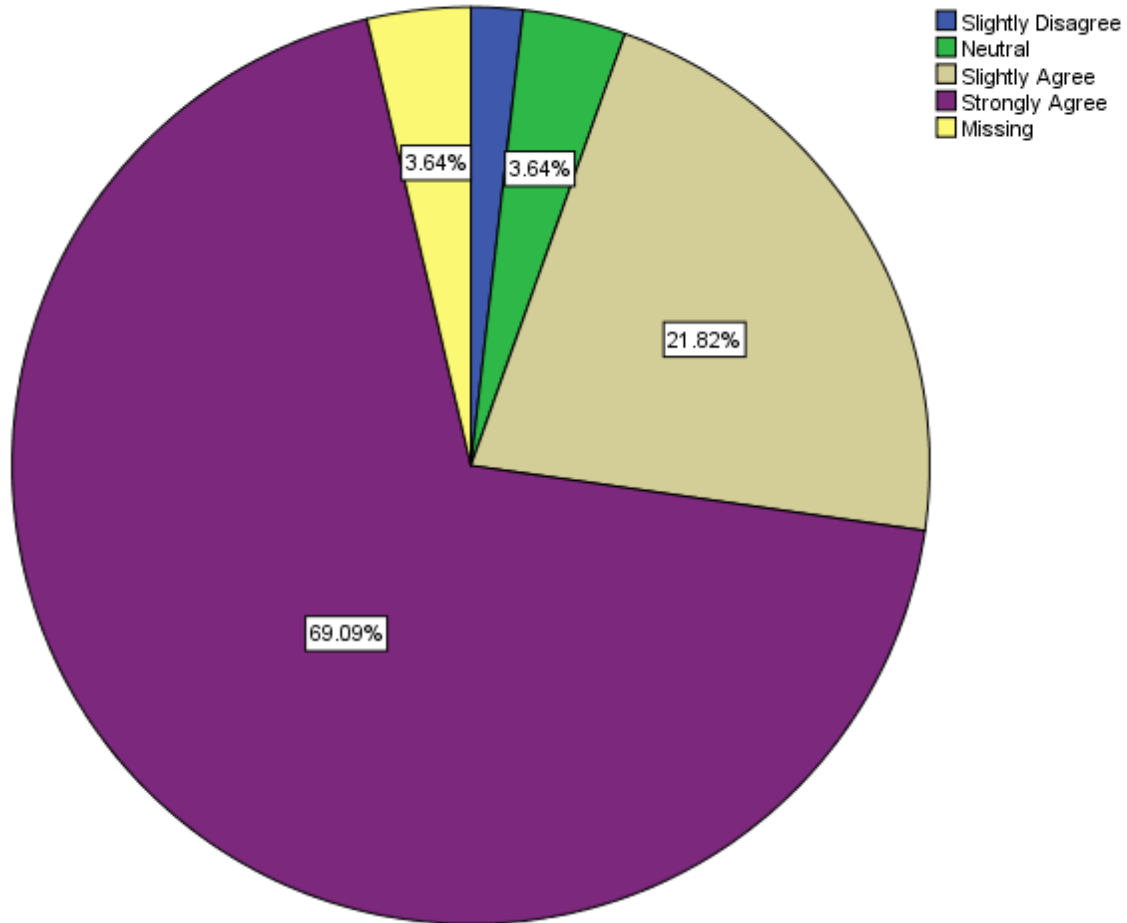
**Presentation was helpful**



**Presentation has increased my knowledge**

		Frequency	Percent	Valid Percent	Cumulative Percent
Valid	Slightly Disagree	1	1.8	1.9	1.9
	Neutral	2	3.6	3.8	5.7
	Slightly Agree	12	21.8	22.6	28.3
	Strongly Agree	38	69.1	71.7	100.0
	Total	53	96.4	100.0	
Missing	System	2	3.6		
Total		55	100.0		

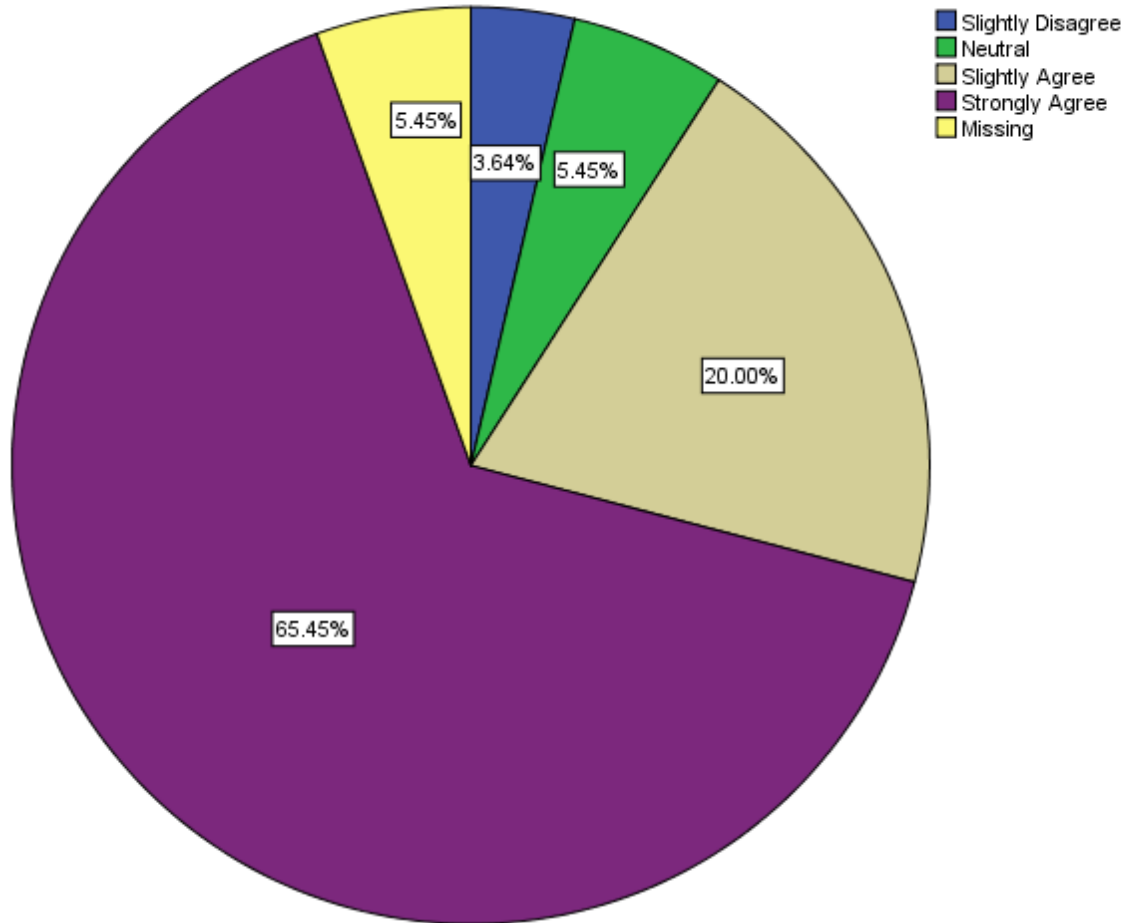
**Presentation has increased my knowledge**



**Satisfied with event**

		Frequency	Percent	Valid Percent	Cumulative Percent
Valid	Slightly Disagree	2	3.6	3.8	3.8
	Neutral	3	5.5	5.8	9.6
	Slightly Agree	11	20.0	21.2	30.8
	Strongly Agree	36	65.5	69.2	100.0
	Total	52	94.5	100.0	
Missing	System	3	5.5		
Total		55	100.0		

**Satisfied with event**

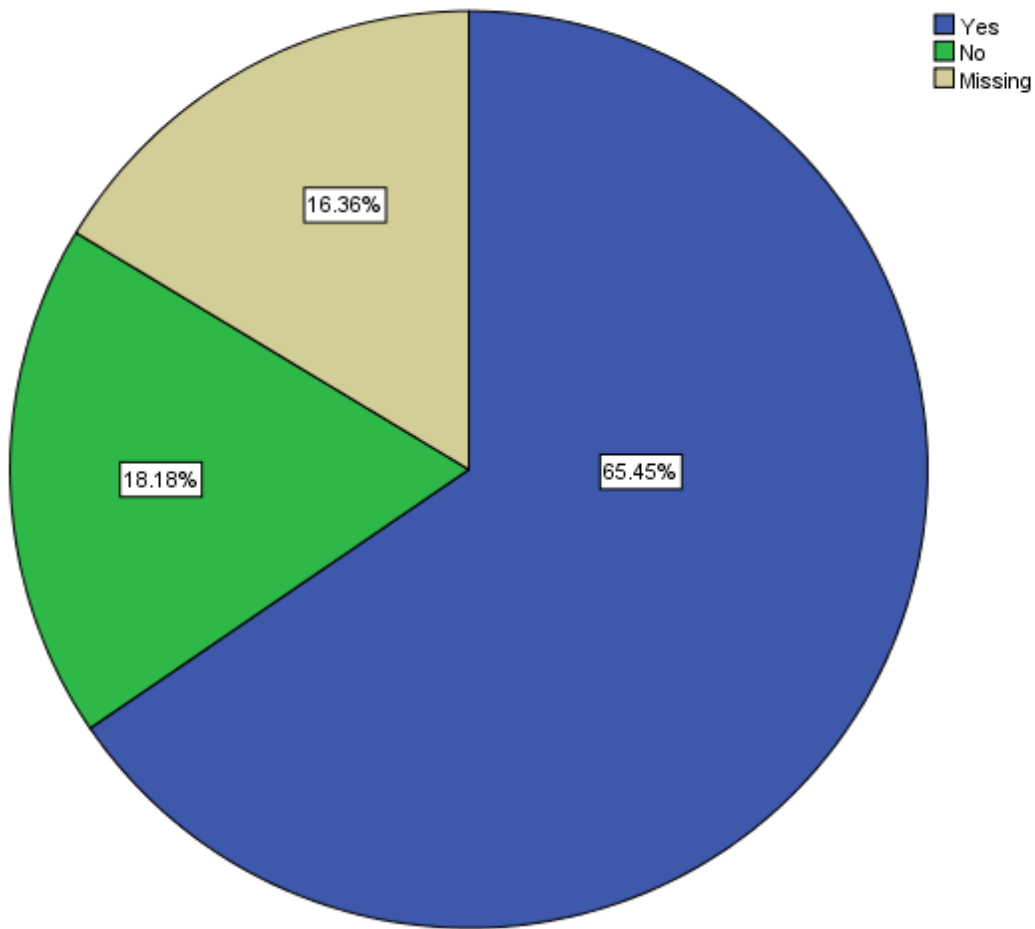




**I would like to volunteer**

		Frequency	Percent	Valid Percent	Cumulative Percent
Valid	Yes	36	65.5	78.3	78.3
	No	10	18.2	21.7	100.0
	Total	46	83.6	100.0	
Missing	System	9	16.4		
Total		55	100.0		

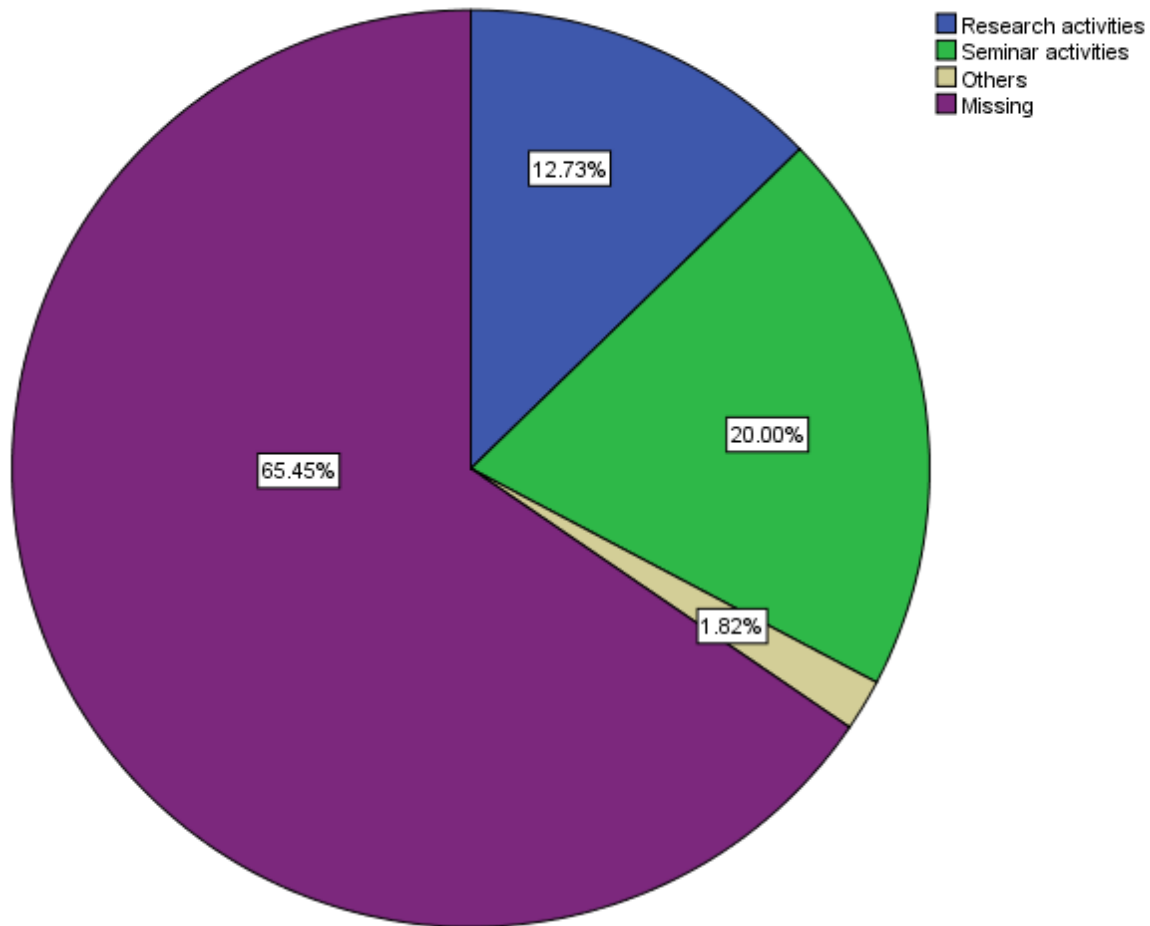
**I would like to volunteer**



**Would like to be involved in**

		Frequency	Percent	Valid Percent	Cumulative Percent
Valid	Research activities	7	12.7	36.8	36.8
	Seminar activities	11	20.0	57.9	94.7
	Others	1	1.8	5.3	100.0
	Total	19	34.5	100.0	
Missing	System	36	65.5		
Total		55	100.0		

**Would like to be involved in**



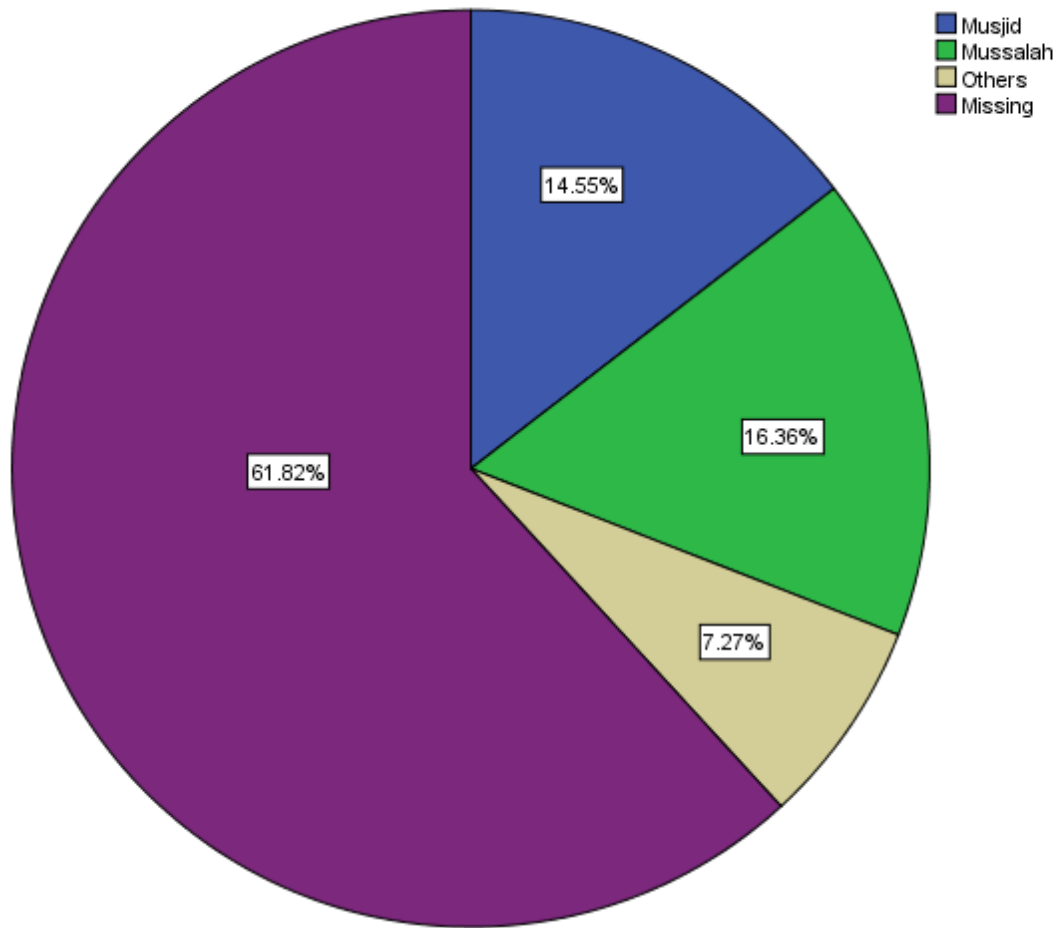
**Topic for career choice**

	Frequency	Percent	Valid Percent	Cumulative Percent
	32	58.2	58.2	58.2
acatect/artist	1	1.8	1.8	60.0
anything	1	1.8	1.8	61.8
Dentistary/Engineering	2	3.6	3.6	65.5
Genetics/Architecture	1	1.8	1.8	67.3
International Negotiators	1	1.8	1.8	69.1
Law	1	1.8	1.8	70.9
Marine bilogy	1	1.8	1.8	72.7
Medical	4	7.3	7.3	80.0
Medicine/Engineering	1	1.8	1.8	81.8
Peditrician	1	1.8	1.8	83.6
Pharmacy	1	1.8	1.8	85.5
Research	1	1.8	1.8	87.3
Sahaba	1	1.8	1.8	89.1
same thing	1	1.8	1.8	90.9
Social Work	1	1.8	1.8	92.7
Surgery	2	3.6	3.6	96.4
undergraduate	1	1.8	1.8	98.2
voluteer/mentorship workshop	1	1.8	1.8	100.0
Total	55	100.0	100.0	

Venue

		Frequency	Percent	Valid Percent	Cumulative Percent
Valid	Musjid	8	14.5	38.1	38.1
	Mussalah	9	16.4	42.9	81.0
	Others	4	7.3	19.0	100.0
	Total	21	38.2	100.0	
Missing	System	34	61.8		
Total		55	100.0		

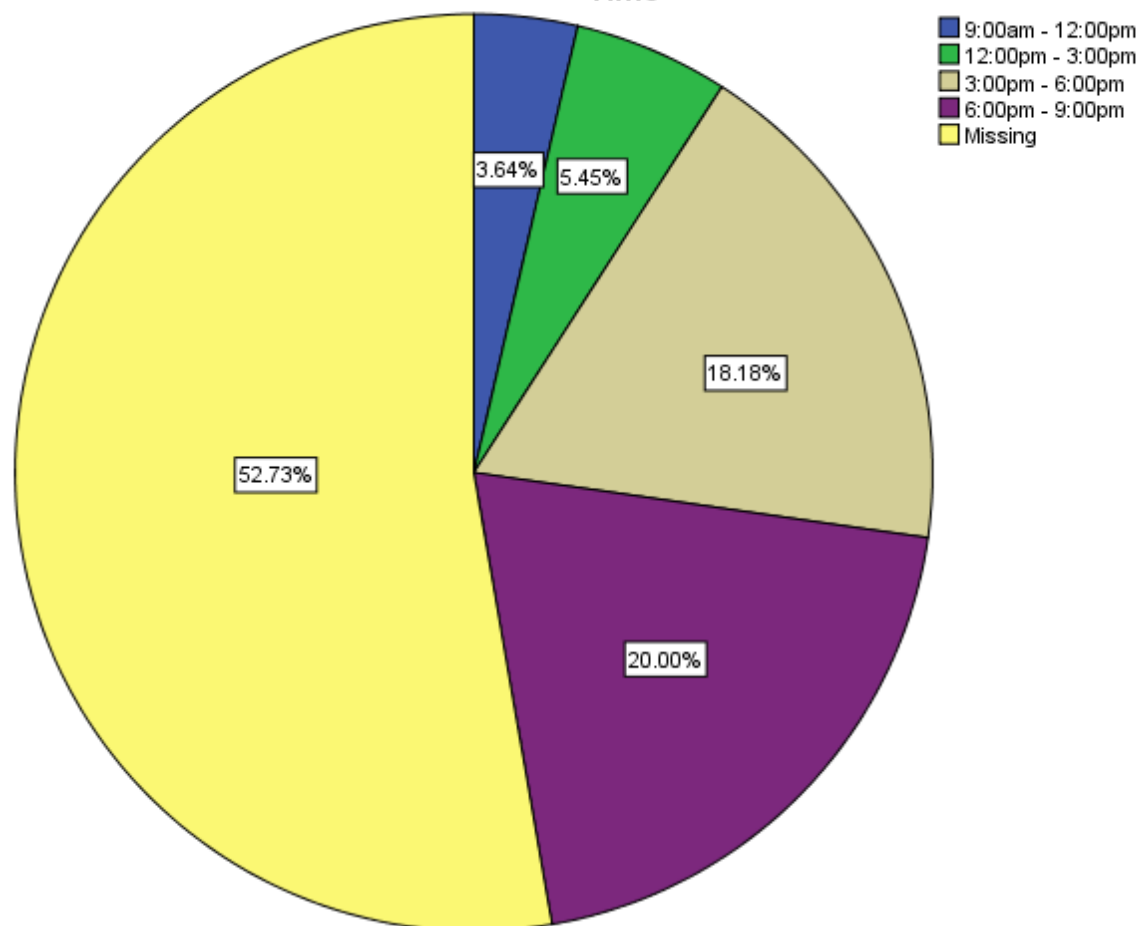
Venue



**Time**

		Frequency	Percent	Valid Percent	Cumulative Percent
Valid	9:00am - 12:00pm	2	3.6	7.7	7.7
	12:00pm - 3:00pm	3	5.5	11.5	19.2
	3:00pm - 6:00pm	10	18.2	38.5	57.7
	6:00pm - 9:00pm	11	20.0	42.3	100.0
	Total	26	47.3	100.0	
Missing	System	29	52.7		
Total		55	100.0		

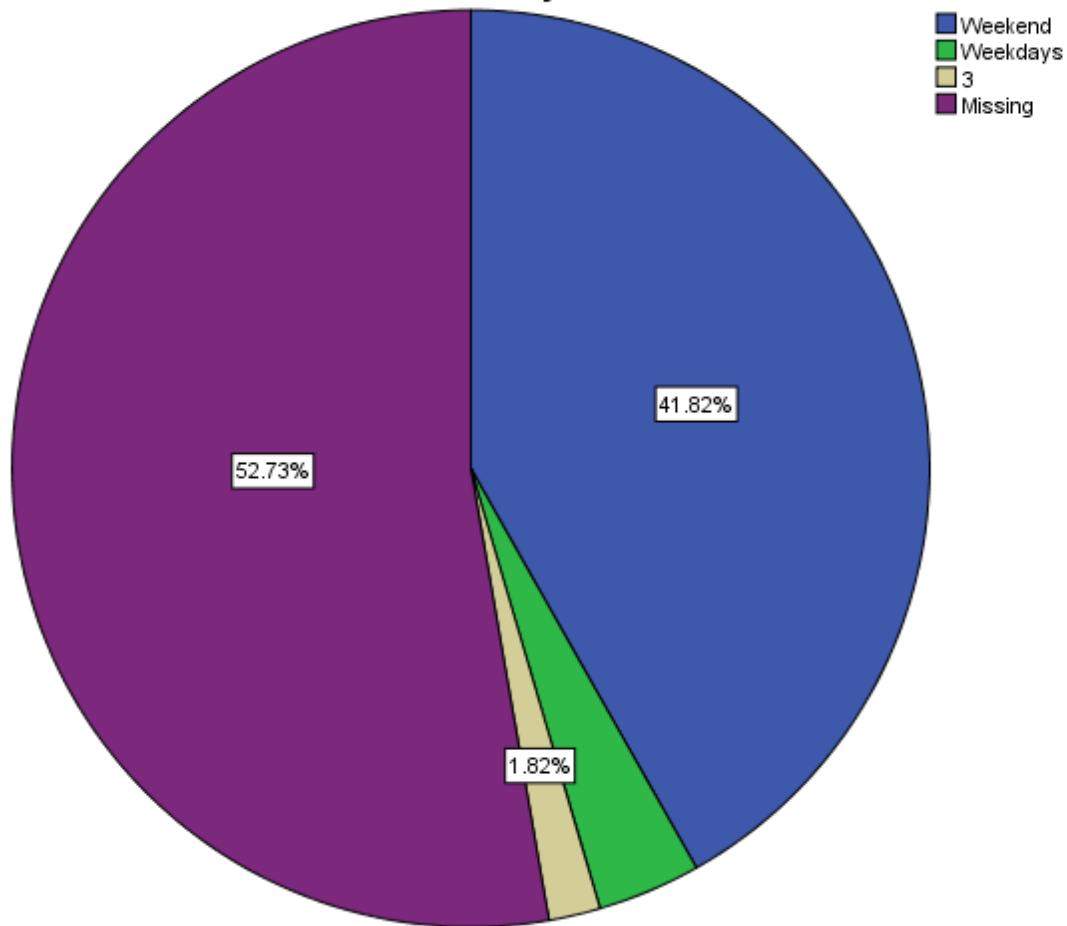
**Time**



Day of the week

		Frequency	Percent	Valid Percent	Cumulative Percent
Valid	Weekend	23	41.8	88.5	88.5
	Weekdays	2	3.6	7.7	96.2
	3	1	1.8	3.8	100.0
	Total	26	47.3	100.0	
Missing	System	29	52.7		
Total		55	100.0		

Day of the week



**Testimonials**

	Frequency	Percent	Valid Percent	Cumulative Percent
	54	98.2	98.2	98.2
Valid	1	1.8	1.8	100.0
Total	55	100.0	100.0	